



Electrical Information			
Model No.	UWP10-30	UWP10-40	UWP10-70
Power Consumption (±5%)	30W	40W	70W
Power Supply	SOSEN		
Input Voltage	120-277 VAC		
Power Factor	>0.95		
Surge Protection	6kV line-line, 10kV line-earth		
Driver Type	Constant Current (CC)		
Control	Dimmable		
	Photocell		

Optic Information			
LED Type	LED 3030		
Luminous Flux (±10%)	4200LM	5600LM	9800LM
Efficacy (5000K Ra70)	140lm/W		
Correlated Color Temperature	4000K, 5000K		
Color Rendering Index	Ra70		
Beam Angle	U04201	R08401	
UGR level	NA		

## Description

Wagonway's Slim LED wall pack light delivers a full cut-off asymmetric beam angle. The wall pack is dark sky compliant and provides a stylish modern design.

## Key Features

- Gray cast-aluminum fixture is durable
- High Lumen output
- Special-designed PC optics lens (TYPE III Distribution)

## Applications

- pathway
- perimeter lighting
- building facades

## Dimensions and Mount

Product Dimension	196x96x186mm(7.72x3.78x7.32")		282x125x205m(11.10x4.92x8.07")	
Luminaire Net Weight	1.42± 0.2kg(3.13± 0.44Lbs)		2.76± 0.2kg(6.09± 0.44Lbs)	
Export Carton Size	30W	515x405x240mm(20.28x15.94x9.45")(6pcs/ctn)		
	40/70W	330x155x235mm(12.99x6.10x9.25")(1pcs/ctn)		
Gross Weight	12.17± 0.3kg (26.83± 0.66Lbs)(6pcs/ctn)		3.35± 0.3kg (7.39± 0.66Lbs)(1pcs/ctn)	
Mounting Option	Wall Mounting			
Material	Aluminum Alloy			
	Polycarbonate Optical Lens			
Finish	Powder Coating			
Fixture Color	Bronzer			
EPA	NA			
IK Rating	IK08			
IP Rating	IP66			
Category of corrosion	C3			

## Lifespan and Warranty

Operating Temperature	-30°C to + 45°C (-22°F to 113°F)		
Life Time of LED @Ta=25°C	42000hrs-L90		
	96000hrs-L80		
	157000hrs-L70		
Warranty	5 Years		

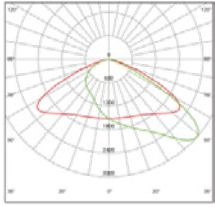
## New Features

- Emergency back-up
- Step dimming sensor

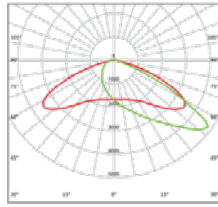
*\* Please consult us for details.*

\* Lumen output and light distribution are only for reference. Not all product variations listed on this page are DLC Standard/Premium qualified. Visit [www.designlights.org/search](http://www.designlights.org/search) to confirm qualification.

## Photometry

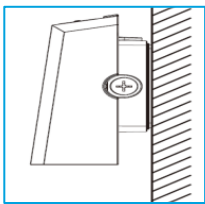


**A04201**  
30W



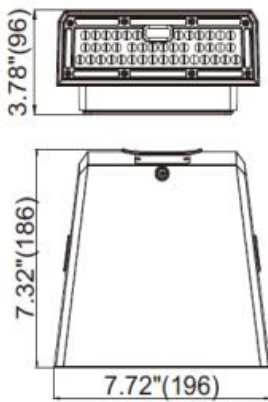
**A08401**  
40W, 70W

## Mounting Options

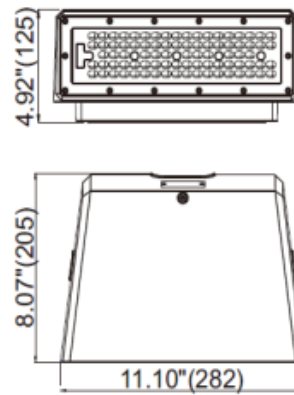
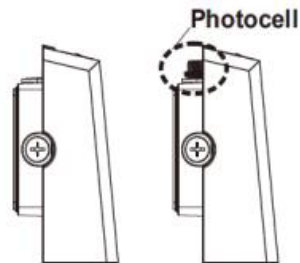


Wall Mounting

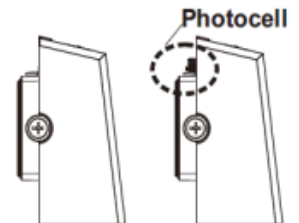
## Dimensions



30W



40/70W



## Accessories



**Photocell**  
JL-403C  
120-277Vac input, IP65 rating