



Electrical Information		
Model No.	BL10-14	BL10-25
Power Consumption (±5%)	14W	25W
Power Supply	Becky	
Input Voltage	120-277 Vac 50 / 60 Hz	
Power Factor	>0.9	
Surge Protection	2kV line-line, 4kV line-earth	
Driver Type	Constant current (CC)	
Control	Non-dim/Dimmable	
Note	NA	

Optic Information		
LED Type	LED 3030	
Luminous Flux (±10%)	1820lm	3250lm
Efficacy (4000K Ra70)	130lm/W	
Correlated Color Temperature	4000K (3000K, 5000K optional)	
Color Rendering Index	Ra70 (Ra80 optional)	
Beam Angle	R06401 (Type V)	
UGR level	NA	

Description

Pathguide has an elegant cylindrical housing design which delivers 360° Type V light emission. Pathguide is an ideal landscape lighting solution that enhances the landscape and guides pedestrians. The smooth surface design also makes cleaning and maintenance easy. The Wagonway LFST20 Pathguide 360 degree lighting bollard features selectable color and power options. Sporting 130 LMW, it not only looks great but performs well and has low glare due to it's design.

Dimensions and Mount

Product Dimension	18.7" (8"×18.7")
	42" (8"×42")
Luminaire Net Weight (±0.3kg/±0.66Lbs)	18.7" : 3.8kg (8.38Lbs)
	42" : 5.6kg (12.35Lbs)
Export Carton Size (All-in-one package)	18.7" (24.41"×10.24"×10.43")
	42" : 1215x260x265mm(47.83×10.24×10.43")
Gross Weight (± 0.3kg/±0.66Lbs) (All-in-one package)	18.7" : 4.2kg (9.26Lbs)
	42" : 6.44kg (14.2Lbs)
Export Carton Size (Separated package)	14W/25W Heading: 360x260x255mm (14.17"×10.24"×10.04")
	Body - 18.7" (19.88"×8.86"×9.1") Body - 42" (43.11"×8.86"×9.1")
Gross Weight (± 0.3kg/±0.66Lbs) (Separated package)	14W/25W Heading: 2.1kg (6.43Lbs)
	Body - 18.7": 2.4kg (5.3Lbs) Body -42" : 4.6kg (10.14Lbs)
Mounting Option	Mounting kit with anchor bolts
Material	Aluminum alloy Polycarbonate optical lens
Finish	Powder coating
Fixture Color	Black (RAL9017)
EPA	NA
IK Rating	IK10
IP Rating	IP66
Category of corrosion	C3

Key Features

- 14W/25W, system efficacy up to 130LM/W
- 3 CCT & 4 power selectable
- IP66 & IK10 rated
- 360°-surround-lighting
- T5 lighting distribution
- 18.7"/42" height optional

Lifespan and Warranty

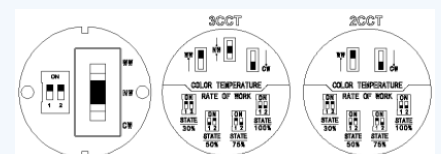
Operating Temperature	-22°F + 113°F (-30°C to + 45°C)
Lifespan of LED @Ta=25°C	46000hrs-L90
	91000hrs-L80
	153000hrs-L70
Warranty	5 Years

Applications

- Gardens
- Pathways
- Sidewalk
- Building Entrance

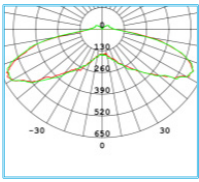
New Features

- Power settings include 30%, 50%,75% and 100%.
- CCT options are 3000K Warm White, 4000K Neutral White and 5000K Cool White.




* Please consult us for details.

Photometry



A05401 (Clear optic lens)

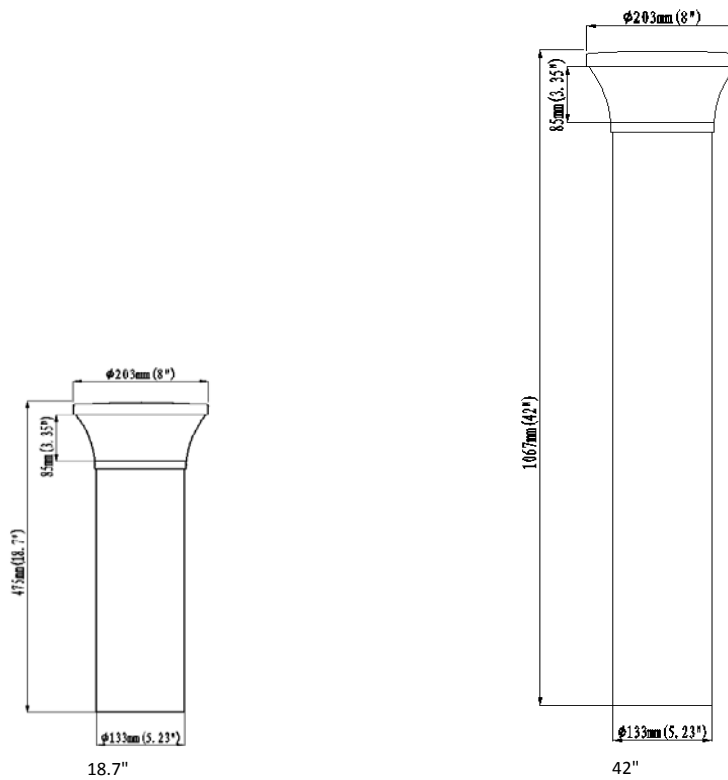
Mounting Options



Mounting kit with anchor bolts

Dimensions

Unit:mm/inch



Accessories



Backfilled Anchor
Q235+SPCC, hot dip galvanizing
φ130x508mm.